

Licensing and Subscription

Scout Enterprise Management Suite 14 and eLux RP 4 / eLux RP 5

White Paper

Date: 2018-12-14

0. Legal information	2
1. Types of licenses	3
1.1. Client operating system license	4
1.2. Scout Enterprise Management license	5
1.3. Application license	6
1.4. Examples of licensing	7
1.5. Subscription	9
2. License activation	10
2.1. Options for activating licenses	10
2.2. Activating application licenses	12
2.3. Releasing application licenses	12
3. Subscription	13
3.1. Term and validity	13
3.2. Managing Subscription data	14
3.3. Procedures of allocation	15
3.4. Subscription without Scout Enterprise Server	16

0. Legal information

© 2018 Unicon Software Entwicklungs- und Vertriebsgesellschaft mbH

This document is copyrighted. All rights reserved. No part of this document may be reproduced or transmitted in any form or by any means, without our express consent. Information in this document is subject to change without notice. We disclaim all liability regarding correctness, completeness and topicality of the information contained herein and any errors or damage resulting from the information provided.

eLux® and Scout Enterprise Management Suite® are registered trademarks of Unicon Software Entwicklungs- und Vertriebsgesellschaft mbH in the European Union and the United States.

All other product names are registered trademarks of their relevant owners.

Unicon Software Entwicklungs- und Vertriebsgesellschaft mbH
Ludwig-Erhard-Allee 26
76131 Karlsruhe
+49 (0) 721 96451-0

1. Types of licenses

Running a client with eLux requires a client operating system license. Managing a client with Scout Enterprise Management Suite requires a second license per client: a Scout Enterprise Management license.

Our authorized partners provide licenses for the following products:

Client operating system license (eLux license)	To use the eLux software on the client
Scout Enterprise Management license	To manage the clients with Scout Enterprise
Application license	To use applications which require a separate license such as Power-Term
Subscription	To update the clients with the latest software (optional)

A summary of all licenses and Subscription managed by a Scout Enterprise Server is given in the **License information** dialog of the Scout Enterprise Console.

Subscription is not a license in the proper meaning of the word, but is kept and displayed with the licenses in the **License information** dialog for organizational reasons. Subscription is not required for product licensing.

License data stored on the client are placed in a section which is not overwritten by using one of the eLux and Scout Enterprise procedures for recovery. However, if you use third party software, to perform tasks such as formatting the flash, the license information is lost.

1.1. Client operating system license

The operation of client hardware with eLux requires an eLux license (Client OS license). eLux licenses are stored in a read-only section of the client storage medium.



Note

If you want to manage the client with Scout Enterprise, an additional license for Scout Enterprise Management Suite is required.

Windows Clients can also be managed by Scout Enterprise. The Windows operating system license is provided by the hardware manufacturer and is not subject to the licensing procedure of Unicon.

Licensing procedure:

Procedure	Description
Integrated eLux license ex works	Thin Clients already equipped with an eLux operating system license ex works require no further action for licensing.
New eLux license on the client (local)	The new eLux license key is typed into the License information dialog locally on the client.
New eLux license via Scout Enterprise	The key for new eLux licenses is typed into the License information dialog of the Scout Enterprise Console. These licenses are automatically distributed to any unlicensed Thin Client contacting the Scout Enterprise Server.
Released eLux license retrieved by Scout Enterprise	<p>When removing a client from the Scout Enterprise Console its eLux license is returned to the Scout Enterprise Server, which means that the license is available again¹. It is then deployed automatically to any unlicensed eLux client contacting the Scout Enterprise Server.</p> <p>Examples: Replacing client hardware, migrating from common PC to Thin Client</p>

¹Only for eLux RP licenses.

1.2. Scout Enterprise Management license

Managing eLux clients and Windows clients with Scout Enterprise requires one Scout Enterprise Management license per client. The total of clients to be managed results in the number of required Scout Enterprise Management licenses.

The Scout Enterprise Management licenses are stored on the Scout Enterprise Server.

Furthermore, some hardware manufacturers ([OEM partners](#)) provide Thin Clients with integrated eLux and Scout Enterprise Management licenses ex works. These licenses are called 'integrated eLux' license and 'Scout Enterprise built-in' license.

A 'Scout Enterprise built-in' license is stored locally on the client, so there is no need for a server-stored management license for that client.

Licensing procedure:

Procedure	Description
Integrated Scout Enterprise Management license (built-in) ex works	Thin Clients provided with an integrated eLux and Scout Enterprise Management license ex works do not require further licensing action.
New Scout Enterprise Management license via Scout Enterprise	The key for new Scout Enterprise Management licenses is typed into the License information dialog of the Scout Enterprise Console.
Released Scout Enterprise Management license retrieved by Scout Enterprise	When you remove a client from the Scout Enterprise Console, the Scout Enterprise Management license of the removed client is available again and can then be re-assigned to another client.

1.3. Application license

Some Third Party applications such as PowerTerm Terminal-Emulation require separate licensing.

After a licensed software package has been installed, the client requests the relevant license from the Scout Enterprise Server. There is no need to start the application for licensing.

Application licenses are stored on the client.

Licensing procedure:

Procedure	Description
New application license locally on the client	The new application license is manually entered into the eLux license information dialog of the client.
New application license via Scout Enterprise	New application licenses are entered into the License information dialog of the Scout Enterprise Console.
Released application license retrieved by Scout Enterprise	Before you remove a client from the Scout Enterprise Console, the application (except Fluendo) must be uninstalled in order to release the application license of the removed client and make it available on the Scout Enterprise Server.
Released Fluendo license retrieved by Scout Enterprise	With Scout Enterprise 14.6 and later versions / eLux RP 5.2 and later versions, a Fluendo license is released and returned to Scout Enterprise automatically when you remove a client with a Fluendo license from the tree view. Alternatively, with Scout Enterprise 14.8 and later versions / eLux RP 5.4 and later versions, a Fluendo license is released and returned by uninstalling the Fluendo software and without removing the client. The license then is available for other clients.

1.4. Examples of licensing

Legend



eLux license



Scout Enterprise Management license



Application license (software of third party suppliers such as PowerTerm)

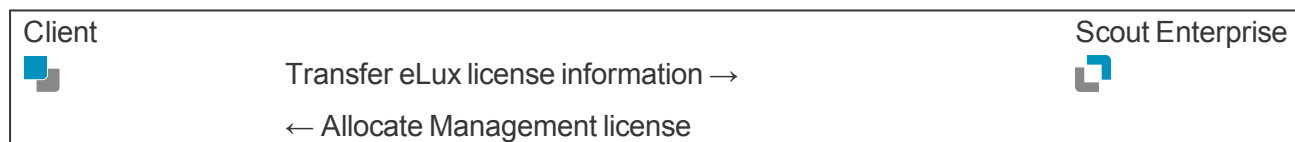
Integrated eLux license and Scout Enterprise built-in license ex works (OEM partner)

During first contact to the Scout Enterprise Server the Thin Client transmits the license data of the eLux and Scout Enterprise Management license stored on the client.



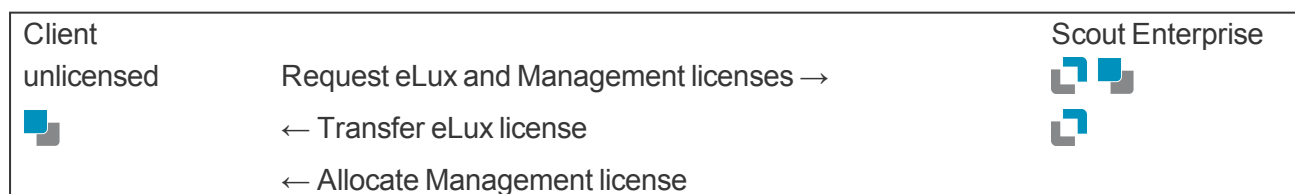
New eLux license locally on the Client and Scout Enterprise Management license via Scout Enterprise

After you have entered a new eLux license locally on the client, the client transfers the license information during first contact to the Scout Enterprise Server. The Scout Enterprise Server allocates a Management license to the client.



New eLux and Scout Enterprise Management license via Scout Enterprise

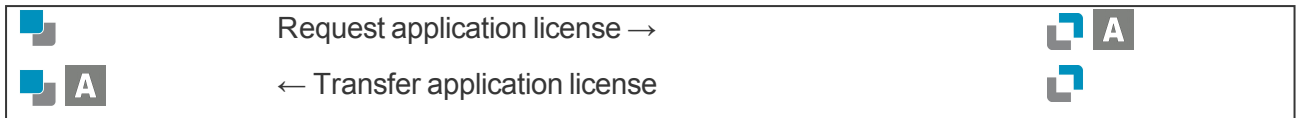
The client contacts the Scout Enterprise Server and requests both an eLux and a Scout Enterprise Management license. The Scout Enterprise Server transfers the eLux license to the client and allocates a Management license to the client.



New application license via Scout Enterprise

A licensed client contacts the Scout Enterprise Server and requests an application license. The Scout Enterprise Server transfers the application license to the client






Released eLux and Scout Enterprise Management license via Scout Enterprise

When you remove a client from the Scout Enterprise Console the client's licenses are returned to the Scout Enterprise Server, which means that the licenses are available again. They will be allocated automatically to any unlicensed eLux client contacting the Scout Enterprise Server.

Case 1: Client has an integrated eLux license and a Scout Enterprise built-in license



Case 2: eLux license stored on the client via Scout Enterprise



In both cases, the licenses will be allocated to an unlicensed client when requested:



1.5. Subscription



Note

Subscription is managed and displayed with the licenses in the **License information** dialog even if Subscription is not required for product licensing.

Subscription is required to update eLux Thin Clients with the latest eLux software versions and application versions. Subscription is also required to update the Scout Enterprise Management Suite to a later version.

Within the Subscription validity period, you can use any software versions of eLux, Scout Enterprise and the supported applications provided on our technical portal – including the latest versions.

The Subscription data are stored on the Scout Enterprise Server and are managed in **Device mode**, **Enterprise mode** or **OU mode**. If a client is not managed by Scout Enterprise, Subscription is calculated locally on the client.

For further information, see [Subscription](#) and [Procedures of allocation](#).

2. License activation

Our authorized partners listed on the Unicon website provide licenses for our products and for the applications we support. After having ordered licenses, you receive a license certificate showing the type and number of ordered licenses with a **License Base Key**.

For further information on how to activate new licenses, see [Adding new licenses](#) in the **License management** short guide.

2.1. Options for activating licenses

Your license certificate shows the type and number of ordered licenses. For each license type, a unique **License Base Key** is shown. Each license type is activated with its dedicated License Base Key. The License Base Key is a 17-digit character string.



Important

You can only use one method to activate licenses of a specific License Base Key. You cannot undo activation, after you have used the wrong activation method. The license key cannot be re-activated. In case of false activation, there is no claim for free replacement to the licensor.

Next to the default method (**License distributed by Scout**) which uses the Scout Enterprise Server for licensing, eLux RP 5 clients¹ may alternatively be licensed locally with the **License splitting** method. Both methods are shown as buttons on our website.

	License distributed by Scout	License splitting
Environment	Clients are managed through Scout Enterprise Management Suite	Few clients, unmanaged
Effort	The total number of licenses is entered in one step and the licenses are distributed to the clients automatically.	The licenses must be entered locally on each device.
Scout Enterprise Management Suite installed	Required	Not required
Scout Enterprise Management licenses	✓	—
Subscription	✓	—
Client operating system licenses	✓	✓ for eLux RP 5 and earlier versions

¹and earlier versions

	License distributed by Scout	License splitting
Application licenses Fluendo Codec Pack	✓	—
Application licenses PowerTerm	✓	✓ for eLux RP 5 and earlier versions

2.2. Activating application licenses

You can also acquire licenses of third-party suppliers such as Fluendo Codec Pack licenses ([Fluendo SA](#)) and PowerTerm licenses ([Ericom Software Ltd.](#)) from our authorized partners (see website).



Note

Activating application licenses requires the default method **License distributed by Scout** (unless the licenses are [splittable](#)). This method uses the Scout Enterprise Management Suite. You may use the Scout Enterprise Server as a license server only, then it does not require a Management license.



Follow the instructions under [Adding new licenses](#) in the **License management** short guide.

After activation, the number of available application licenses increases by the number of new licenses. Available application licenses are automatically allocated to clients that have a third-party software installed but are not yet licensed.

2.3. Releasing application licenses

Application licenses from third-party suppliers can be removed from the client and returned to Scout Enterprise. For some applications on the client, you need to uninstall the application in order to release the application license. For them, it is not enough to delete the client in the Scout Enterprise Console.



Note

The following third-party products require that you uninstall the application on the client:

- Fluendo Playback Plugins (for Scout Enterprise Management Suite 14.5 and earlier versions / eLux RP 5.1 and earlier versions)
For further information, see [Application license](#).
 - PowerTerm InterConnect
-

Returning application licenses to Scout Enterprise

1. For the relevant client, remove the relevant software package from the IDF. For further information, see [Creating an IDF](#) in the **ELIAS** guide.
2. For the relevant client, perform an update.

The application on the client is uninstalled. The application license is released and is available on the Scout Enterprise Server.

3. Subscription

With Subscription you are free to update our products at any time.

Subscription is a software service, which guarantees that eLux Thin Clients and Scout Enterprise support the latest software technologies, features and hardware. Within the Subscription validity period you can update to the latest software versions provided on our technical portal www.mylux.com.

In detail, Subscription includes the following advantages within the licensed period:

- Updating to later versions of the operating system eLux¹
- Updating to later versions of Scout Enterprise Management Suite including all components
- Updating to later versions of Scout Enterprise Dashboard
- Updating to later application versions
- Migrating from eLux RP4 to eLux RP5

From Scout Enterprise version 11 and eLux RL/eLux RP on, Subscription data is shown with the license information in the Scout Enterprise Console in **Options > License information...**



Note

Subscription is managed together with the licenses, but Subscription is not required for product licensing.

¹for eLux RP 5.x and earlier versions

3.1. Term and validity

Each eLux license already includes Subscription for the term of 12 months. The term of validity begins with the first use of the eLux license on the client and is unrestricted in the frequency of use and updates.

After the Subscription validity has expired, the eLux clients can still be run with their current image. You can even update the clients by using software packages created before the Subscription has expired. Only later software packages cannot be installed on the clients without Subscription.

Acquiring further Subscription allows you to provide clients that have run out of Subscription time with the latest eLux software updates. Subscription also includes the use of the latest software versions provided for the Scout Enterprise Management Suite and the supported applications.

One Subscription 'license' provides software service for 12 months for one device. If required, you can provide a client with additional Subscription time before the current Subscription term has expired. Subscription is calculated on the basis of credits: One Subscription 'license' results in 12 credits. Each device consumes one credit per month.

Note that periods of use without Subscription are backdated automatically.

Subscription can be purchased from our partners ([Value Added Distributors and OEM Partners](#)).

3.2. Managing Subscription data

One Subscription 'license' is valid for 12 months and is related to one device. Beyond that, the validity periods of all Subscription available can be combined and consolidated in Subscription pools. There are three modes to manage Subscription in Scout Enterprise:

- **Device mode** (default)
Subscription is allocated to each client individually, and Scout Enterprise manages Subscription individually for each client. The clients might have different terms of validity. When the Subscription validity expires, a client must be provided with further Subscription if you want to install the latest updates.
- **Enterprise mode**
All Subscription is consolidated in one Subscription pool on the Scout Enterprise Server. Out of this pool, Subscription is evenly distributed to all clients which means that all clients have the same terms of validity. Additional Subscription can be added to the pool at any time.
- **OU mode**
Subscription of a top-level organization unit is consolidated in one pool. Out of this pool, all devices of the OU are provided equally with Subscription which means that all clients of the OU have the same terms of validity. Additional Subscription can be added to the pools at any time.



Note

The remaining term of Subscription validity is shown in the **License summary** dialog in **Valid until month/year**. To extend the term of validity without a break, we recommend acquiring and activating additional Subscription in the previous month. Background: For Enterprise and OU mode, modifications on the number of licensed devices are dynamically calculated and result in a new term of validity. This may lead to the fact that Subscription validity ends already at mid-month or the beginning of the month.



Important

Once it has been selected, you cannot undo Enterprise mode or OU mode to use Device mode instead. You can, however, switch between OU mode and Enterprise mode and vice versa.

Examples

Enterprise mode

Situation	Subscription for 1,000 devices valid until 02/2016
Action	Entry of 2,000 eLux/Scout Enterprise Subscription 'licenses' in Scout Enterprise
Result	Subscription for 1,000 devices valid until 02/2018 Subscription is evenly distributed to all devices

Device mode

Situation	Subscription for 20 devices with individual Subscription term
Action	Entry of 40 eLux/Scout Enterprise Subscription 'licenses' in Scout Enterprise
Result	Manual allocation for each device by the administrator

One Subscription 'license' results in 12 credits. One credit provides software service for one month for one device.

3.3. Procedures of allocation

Procedure	Initial situation	Description
Allocating Subscription credits to the Scout Enterprise Subscription pool	Clients are managed by Scout Enterprise and the Subscription mode is Enterprise .	New Subscription credits are entered in the Scout Enterprise Console, thus extending the Subscription validity for all clients.
Allocating Subscription credits to the Subscription pool of a top-level OU	Clients are managed by Scout Enterprise and the Subscription mode is OU .	New Subscription credits are entered in the Scout Enterprise Console for a particular OU. This extends the Subscription validity for all clients of that OU.
Allocating Subscription credits manually to individual clients	Clients are managed by Scout Enterprise and the Subscription mode is Devices .	New Subscription credits are entered in the Scout Enterprise Console. The administrator allocates the Subscription credits manually to individual clients by using the Scout Enterprise Console.
Client requests Subscription	Clients are not managed by Scout Enterprise	Allocation of Subscription is done by a Scout Enterprise Server. In the eLux license information dialog of the client, the administrator specifies the Scout Enterprise Server providing the Subscription data. For further information, see Subscription without Scout Enterprise Server

Activating Subscription

1. To enter the new licenses in the Scout Enterprise Console and generate an activation code, follow the instructions given under [Adding new licenses](#) in the **License management** short guide.
2. If you use the **Device** mode or **OU** mode, use the **License summary > Manage Subscription** dialog to allocate the Subscription.

3.4. Subscription without Scout Enterprise Server

Clients that are not managed by Scout Enterprise, calculate their Subscription data locally.

Additional Subscription, however, can only be provided by a Scout Enterprise Server. In this case, the Scout Enterprise Server only serves as a license server without client management and therefore does not require a Scout Enterprise Management license.